

EnOcean PTM-215B switch

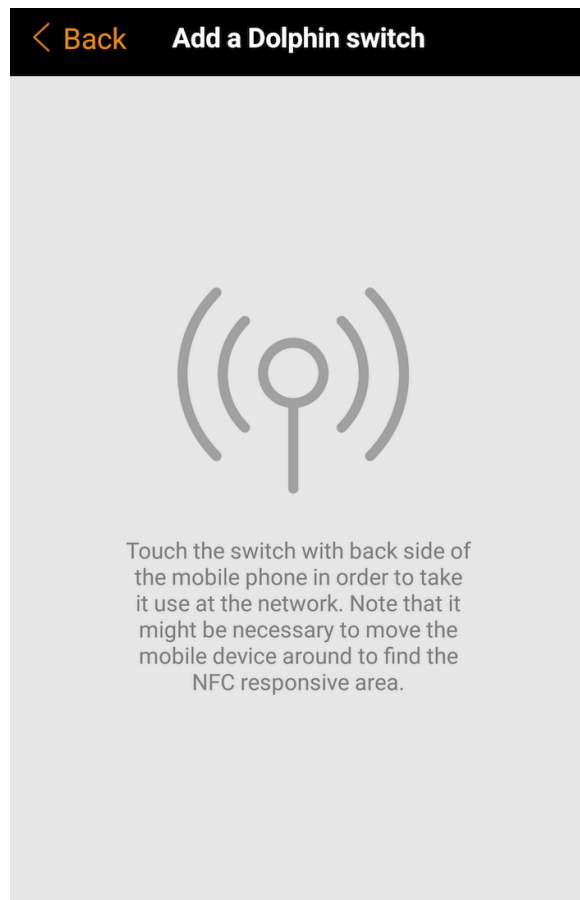
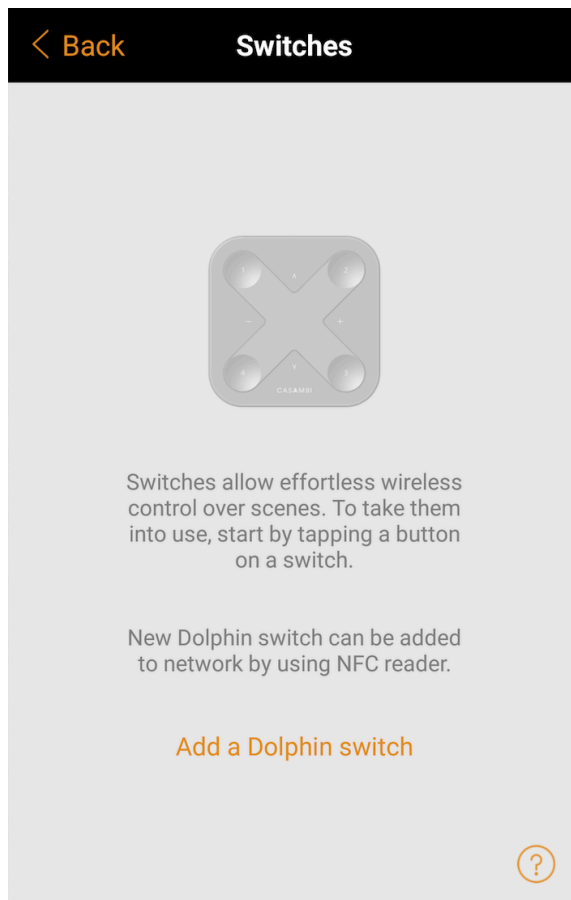
The EnOcean battery-less, energy harvesting, Bluetooth Low Energy switch modules can be paired to a Casambi network.

The EnOcean switches can control individual luminaires, groups of luminaires, all luminaires in a network, scenes and animations.

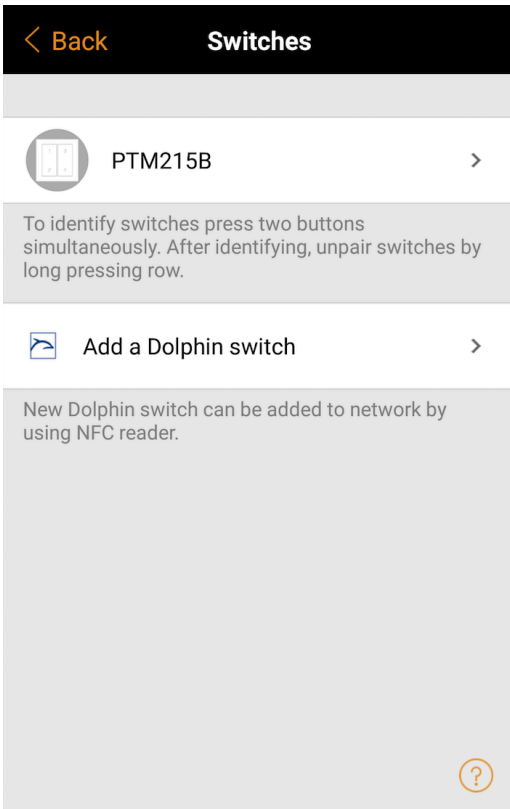
! Please note: EnOcean switches can be used and configured in a Casambi control system with both Android and iOS devices, however an EnOcean switch can only be paired to a Casambi network with an Android device at this stage. If and when Apple opens an API, we will naturally implement the functionality to pair EnOcean switches to Casambi networks with iOS devices as well.

Dolphin switches are added to the Casambi network in the following manner:

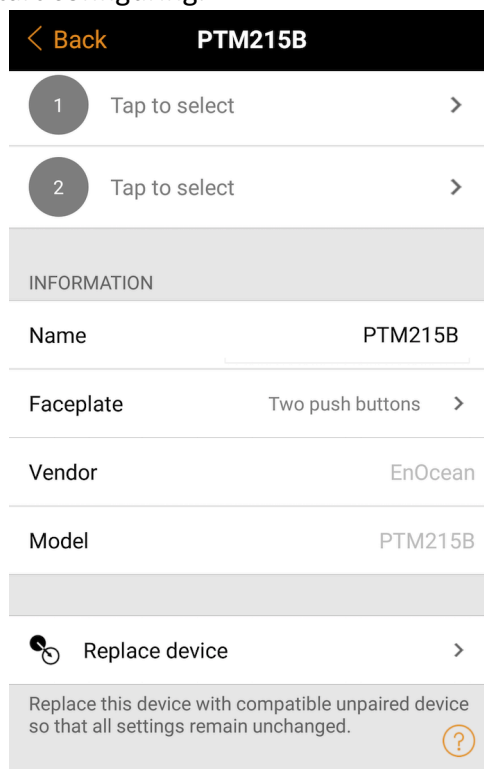
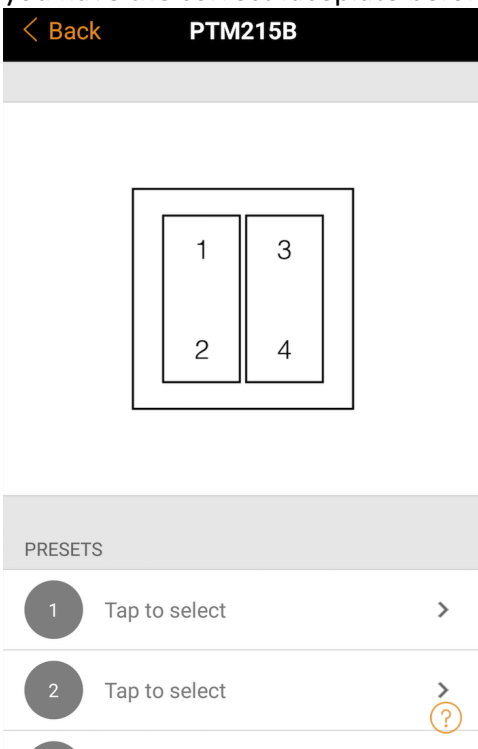
1. Go to **More > Switches** in your Android device
2. Click on "Add a Dolphin Switch"
3. Touch the switch with the back side of your mobile device.



4. When the NFC reader of your mobile device detects the Dolphin switch you will hear a noise and a switch list page is opened with the added Dolphin switch.




5. When you click on the switch a configuration page for the switch is opened. Here you can configure the functionality of your switch, change the name and the faceplate. Please make sure you have the correct faceplate before you start configuring.




6. By clicking on the faceplate picture (as a default the Casambi app will show the 4 button faceplate) you will be directed to a list of all possible faceplate options. Choose the one to match your Dolphin switch.


[Back](#) **Faceplate**



Four push buttons




Two rocker switches

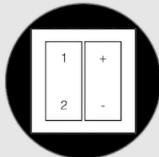


Two push buttons

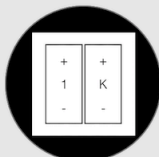
[Back](#) **Faceplate**



One rocker switch



Two buttons, one rocker



Dimmer and temperature